

Beyond the Method Book:

Finding and utilizing best supplemental resources that will excite and motivate your string students

Dr. Charles Laux

Fulton County Schools, Alpharetta High School

David Eccles

The Lovett School

Sponsored by

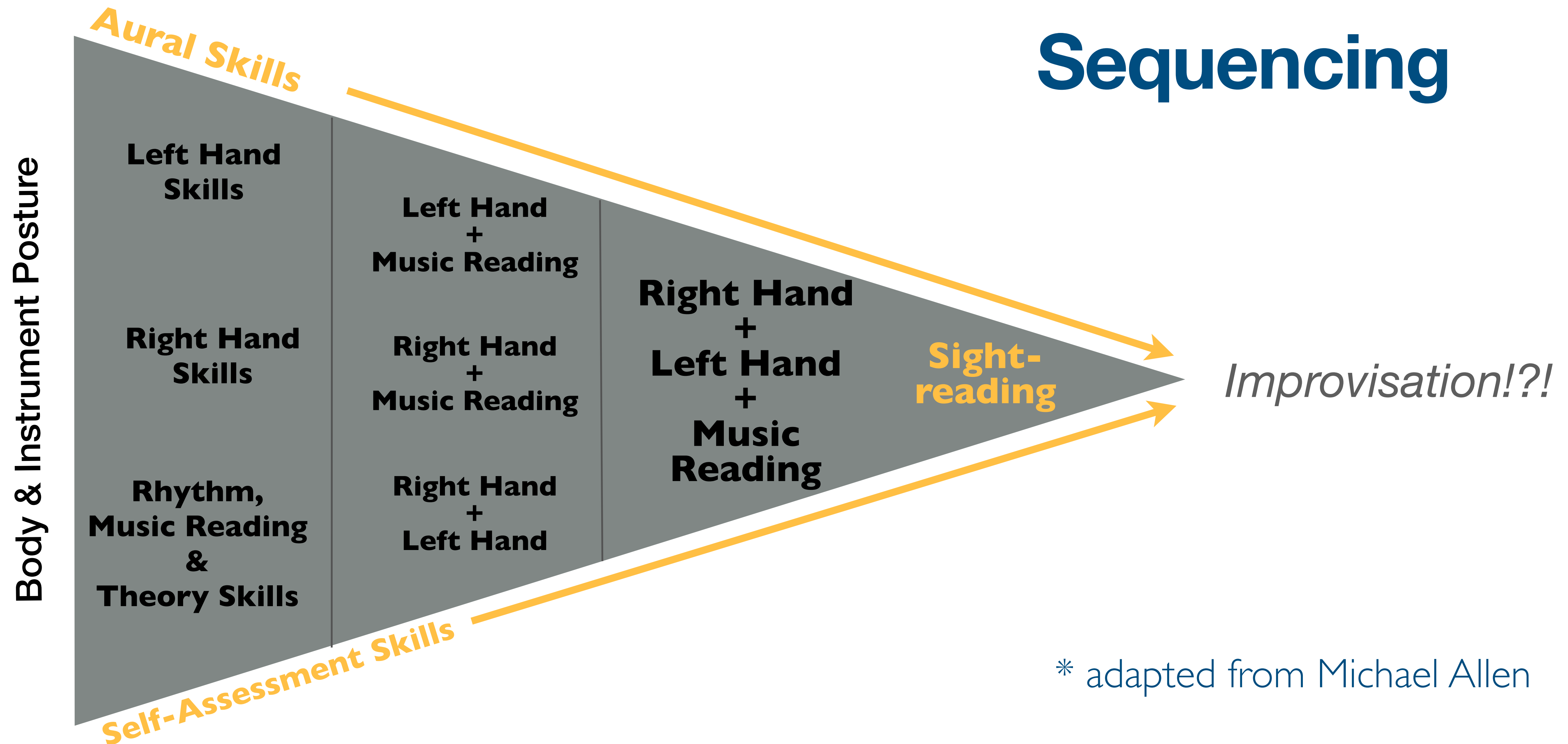


HAL•LEONARD®

Obtaining the best materials and resources

- In print
 - Electronically
 - Online
-
- There is no “one size fits all” book for every situation
 - The best teachers seek out a wide variety of materials from different publishers and sources

Sequencing



* adapted from Michael Allen

- Where and when do we supplement and implement new material in the existing pedagogical sequence of method books?

Practice Sequence Based on the Sequencing Model

- Say or sing passage to be learned or reinforced (MR)
- Pizzicato only (MR+LH)
- Air Bow, Shadow Bow, Open String Bow (MR+RH)
- Play (MR+RH+LH)
- Repeat or reinforce or Loop back to fix issues

Materials for different levels

- Beginners - keeping them going during their first year
- Intermediate - expanding technique and musical understanding while keeping them excited and engaged
- Advanced - synthesis, putting it all together

Materials for different instruments

- Providing “non-melody” instruments with more exciting material
 - Students use Noteflight to write out melodic material in the concert pieces
- Expanding the capabilities of cello and bass players

Motivation

- Bridging the “gaps” in traditional instruction
- Introducing tunes from pop culture (“on the radio”)
- Diversity of Composers (female composers, ethnicity, etc.)
- Alternative/Eclectic styles (rock, pop, fiddle, jazz)
- Non-western music in the string classroom
- Chamber Music
- Solos

Solos and Etudes Correlated with Skills

Crossing the Bridge: Correlating Solo and Etude Literature

Summary of Skills Taught in most beginning method books like *Essential Elements for Strings*

Essential Elements for Strings, Book One

- Rhythms: quarter, eighth, half, dotted half, and whole notes
- Keys: D, G & C Majors

Essential Elements for Strings, Book Two

- Keys: C, G, D, A, F, & Bb Majors, plus g & d minors
- Rhythms: dotted notes, eighth notes/rests, sixteenth notes, syncopation, 6/8 meter, mixed meter, cut time and triplets
- Shifting to and from harmonics
- Finger patterns for violins and violas

Essential Technique for Strings, (Book Three)

- Keys: C, G, D, A, F, Bb & Eb Majors, plus a, e, d, g, & c minors
- Positions:
 1. Violin/viola: I, II, III, IV, V
 2. Cello: 1/2, I ex, II, II ex, II 1/2, III, III ex, IV, IV ex*
 3. Bass: 1/2, I, II, II 1/2, III, III 1/2, IV, V, V 1/2*

**Other positions appear in scales and finger patterns as needed*

Advanced Technique for Strings

- Three octave major scales and arpeggios: C, G, D, A, E, B, F, Bb, Eb, Ab, & Db
- Three octave minor scales and arpeggios: a, e, b, f#, d, g, c, & f

Improvisation

- Freeing students from sheet music from day one
- Strategies to expand sheet music with improvisation quickly and easily (lead sheets, chord progressions, etc.)
- SoundTrap.com - A collaborative digital audio workstation on your web browser. Great for creating tracks, loops, etc.
 - Free and paid options.





File

Edit

Settings

Tutorials



Save



charleslaux1's song

Share

Upgrade

Exit Studio

+
Add New Track

New project

Demos



Music



Podcast

Browse
loops

Patterns
Beatmaker

Play the
synth



Add new
track



Import file



Invite a
friend

ELEMENTS
Interactive



**ESSENTIAL
ELEMENTS[®]**
Interactive

LOG IN

Don't have an account yet? [Sign up »](#)



PARTS OF THE INSTRUMENT

Violin

Name:

Class:

Label the parts of the violin:



Answers:

1.

2.

3.

4.

5.




BOWING STUDIES #3


Cello

Correlates with pages 20 and 21.


1. Count carefully.



2. Move the bow faster for eighth notes and slower for quarter notes



3. Keep your bow parallel to the bridge.



4. Is your bow hand shaped correctly?






SLURRING STUDIES #1


Viola

Correlates with page 29.


1. Be sure to follow the slurring.




2. Keep your bow moving as you slur the notes.



3. Be sure to play in tune.



4. Play the note A with the fourth finger as indicated.





Anywhere. Anytime. Any device.

HAL LEONARD ESSENTIAL ELEMENTS Interactive

Welcome David Eccles, The Lovett School Orchestra

[My Account](#)

[Help](#)

[Sign Out](#)



EE MUSIC

ALL MUSIC

STUDENT
RECORDINGS

SONGLIST

BONUS SONGS

SAVED
RECORDINGS

FINGERING CHARTS

BOOK 3 STRINGS

Change Book

Search:

2. Third Position on the D String	3. Third Position on the D String	4. Third Position on the D String
5. Third Position on the A String	6. Third Position on the A String	7. Positions
8. Positions	9. Positions	10. Positions
11. French Folk Song	12. Symphony No. 1 Theme	13. Positions
14. Positions	15. Positions	16. Positions
17. Positions	18. Positions	19. Positions
20. Positions	21. Positions	22. Positions

Sheet Music Direct

Supplement your curriculum
with pop music!



Product Type

Digital Sheet Music (6)

Arrangement Group

Piano & Keyboard (3)

Woodwind (3)

Brass (2)

Strings (2)

Guitar & Bass (1)

[More...](#)

Arrangement

Easy Piano (1)

Piano, Vocal & Guitar Chords
(Right-Hand Melody) (1)

Lead Sheet / Fake Book (1)

Instrumental Solo – Treble

Clef High Range (1)

Instrumental Solo – Treble

Clef Low Range (1)

[More...](#)

Genre

Disney (5)













We Don't Talk About Bruno (from Encanto) sheet music

Titles matching "We Don't Talk About Bruno (from Encanto)" are listed below. You can also filter the results to find the exact arrangement you're looking for!

Showing 1 to 6 of 6 results

Sort by

Trending

TITLE	ARTIST	ARRANGEMENT	FORMAT	PRICE
We Don't Talk About Bruno (from Encanto)	Lin-Manuel Miranda	Piano, Vocal & Guitar Chords (Right-Hand Melody)	  PASS	\$4.99
We Don't Talk About Bruno (from Encanto)	Lin-Manuel Miranda	Easy Piano	  PASS	\$3.99
We Don't Talk About Bruno (from Encanto)	Lin-Manuel Miranda	Lead Sheet / Fake Book	  PASS	\$3.99
We Don't Talk About Bruno (from Encanto)	Lin-Manuel Miranda	Instrumental Solo – Treble Clef High Range	  PASS	\$2.99
We Don't Talk About Bruno (from Encanto)	Lin-Manuel Miranda	Instrumental Solo – Treble Clef Low Range	  PASS	\$2.99
We Don't Talk About Bruno (from Encanto)	Lin-Manuel Miranda	Instrumental Solo – Bass Clef	  PASS	\$2.99

Technique & Musicianship Enhancement

- **Technique Books**

- *Be SURE to use an advanced technique book*
- Isolate skills so they know them BEFORE they find them in repertoire

- **Vibrato Books**

- *Viva Vibrato!* (Anderson)
- *Vibrato Basics* (Woolstenhulme)
- *Essential Technique for Strings* vibrato exercises

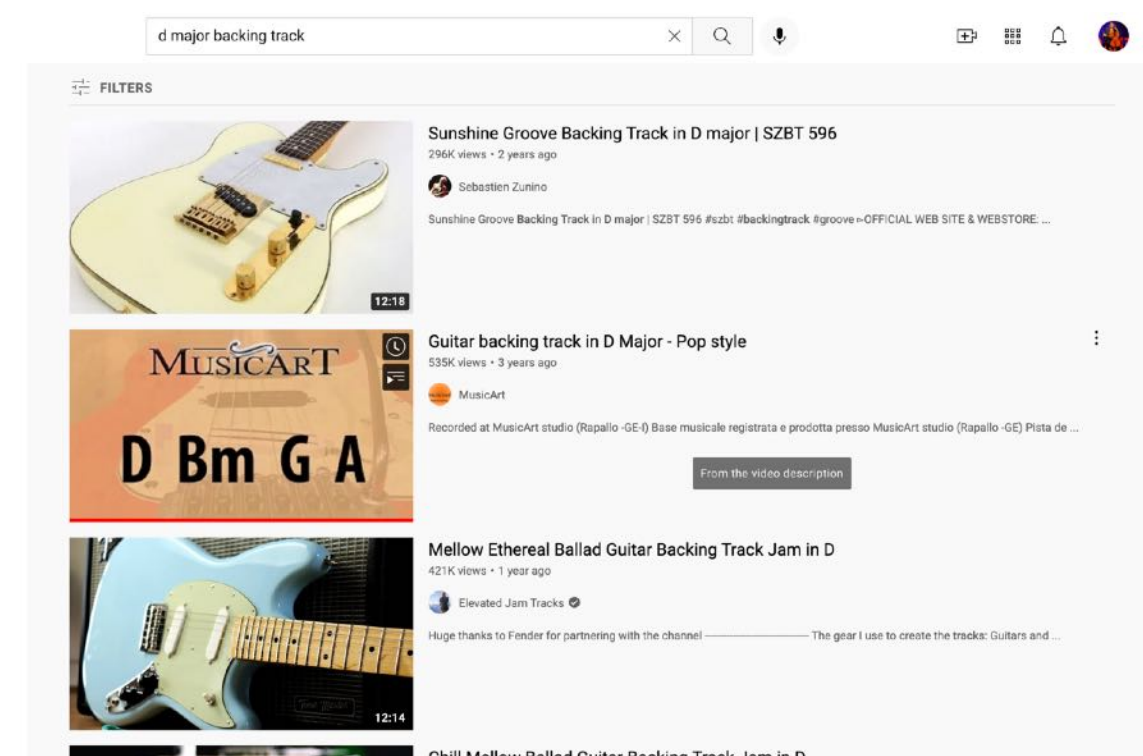
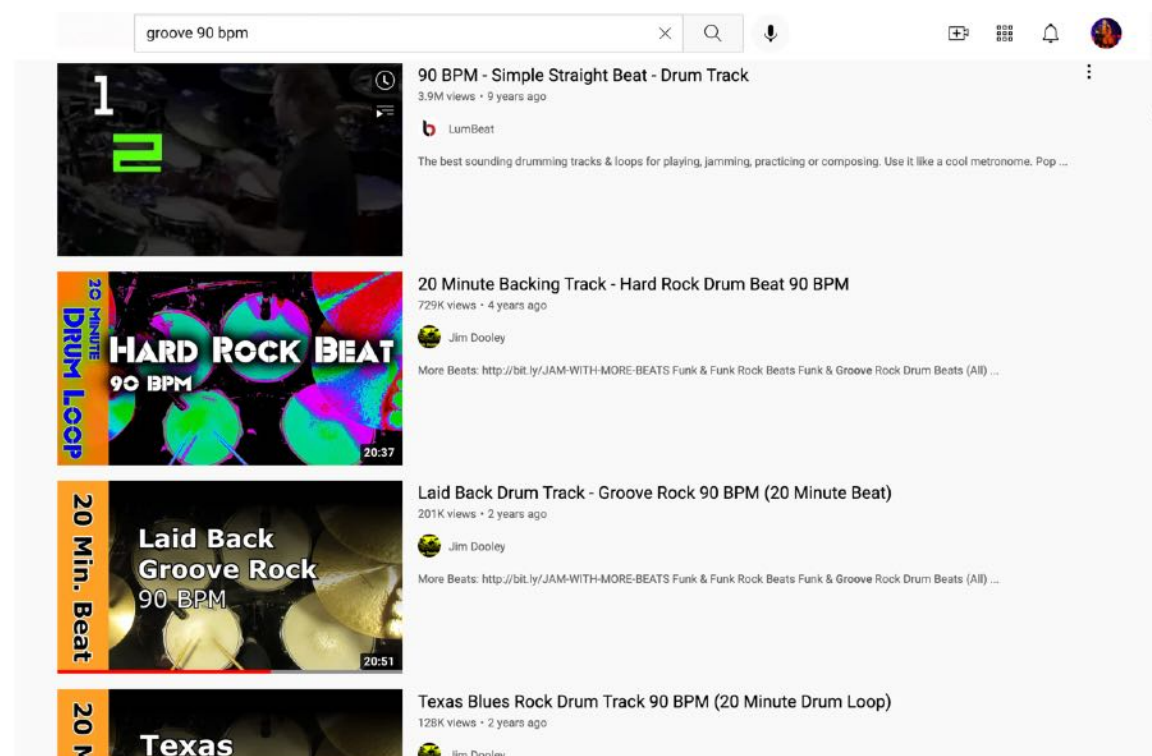


211. 6/8 Rhythm Studies	212. 6/8 Rhythm Studies	213. 6/8 Rhythm Studies
214. 6/8 Rhythm Studies	215. Vibrato	216. Vibrato
217. Vibrato	218. Vibrato	219. Vibrato
220. Vibrato	221. Vibrato	222. Vibrato
223. Vibrato	224. Spiccato	225. Spiccato
226. Spiccato	227. Spiccato	228. Slavic Folk Song
229. Spiccato	230. Can Can	



Improvisation

- Groove Tracks on YouTube either steady beat or tonal




- Strategies to expand sheet music with improvisation quickly and easily (lead sheets, chord progressions, etc.)
- Christian Howes play along videos



Sunshine Groove Backing Track in D major | SZBT 596

296K views • 2 years ago



Sunshine Groove Backing Track in D major | SZBT 596 #szbt #backingtrack #groove ►OFFICIAL WEB SITE & WEBSTORE: ...



Guitar backing track in D Major - Pop style

535K views • 3 years ago



Recorded at MusicArt studio (Rapallo -GE-I) Base musicale registrata e prodotta presso MusicArt studio (Rapallo -GE) Pista de ...

From the video description



Mellow Ethereal Ballad Guitar Backing Track Jam in D

421K views • 1 year ago



Huge thanks to Fender for partnering with the channel ----- The gear I use to create the **tracks**: Guitars and ...

Scale Warm-Up Cycle using Harmonic Progression

Helps players with contextual tuning

- D Major Scale
 - Half
 - 2 Quarter
 - 4 Eights
 - 8 Sixteenths
 - Any rhythm that I wish to reinforce from the concert pieces





90 BPM - Simple Straight Beat - Drum Track

3.9M views • 9 years ago

 LumBeat

The best sounding drumming tracks & loops for playing, jamming, practicing or composing. Use it like a cool metronome. Pop ...



20 Minute Backing Track - Hard Rock Drum Beat 90 BPM

729K views • 4 years ago

 Jim Dooley

More Beats: <http://bit.ly/JAM-WITH-MORE-BEATS> Funk & Funk Rock Beats Funk & Groove Rock Drum Beats (All) ...



Laid Back Drum Track - Groove Rock 90 BPM (20 Minute Beat)

201K views • 2 years ago

 Jim Dooley

More Beats: <http://bit.ly/JAM-WITH-MORE-BEATS> Funk & Funk Rock Beats Funk & Groove Rock Drum Beats (All) ...

Grooves to Supplement Metronome Work

Helps players stay in the groove





BECOME A MORE

CREATIVE & VERSATILE

MUSICIAN/ TEACHER

christianhowes.com



by [CHRISTIAN HOWES](#) VIOLINISTS, VIOLISTS, & CELLISTS

PLAY ALONG'S, LESSONS, HOW TO'S [BEGINNER- ADVANCED](#) NEW VIDEOS EVERY WEEK



Christian Howes

19.4K subscribers

SUBSCRIBED



HOME

VIDEOS

PLAYLISTS

COMMUNITY

CHANNELS

ABOUT



Go Beyond the Dots!



0:02 / 0:44



Go Beyond the Dots!

3,445 views • 1 year ago

This channel supports musicians & teachers in becoming more confident, creative, and versatile. Subscribe for new videos daily: <https://bit.ly/SUBSCRIBEChristianHowes>

● **PLAY ALONG PLAYLIST** Many styles, 200+ Lessons, ages 9+:
<https://bit.ly/PLAYALONGPlaylist>

● **Join our free FB community:** https://bit.ly/CreativeStrings_FB

READ MORE



Become a more
CREATIVE & VERSATILE
STRING PLAYER

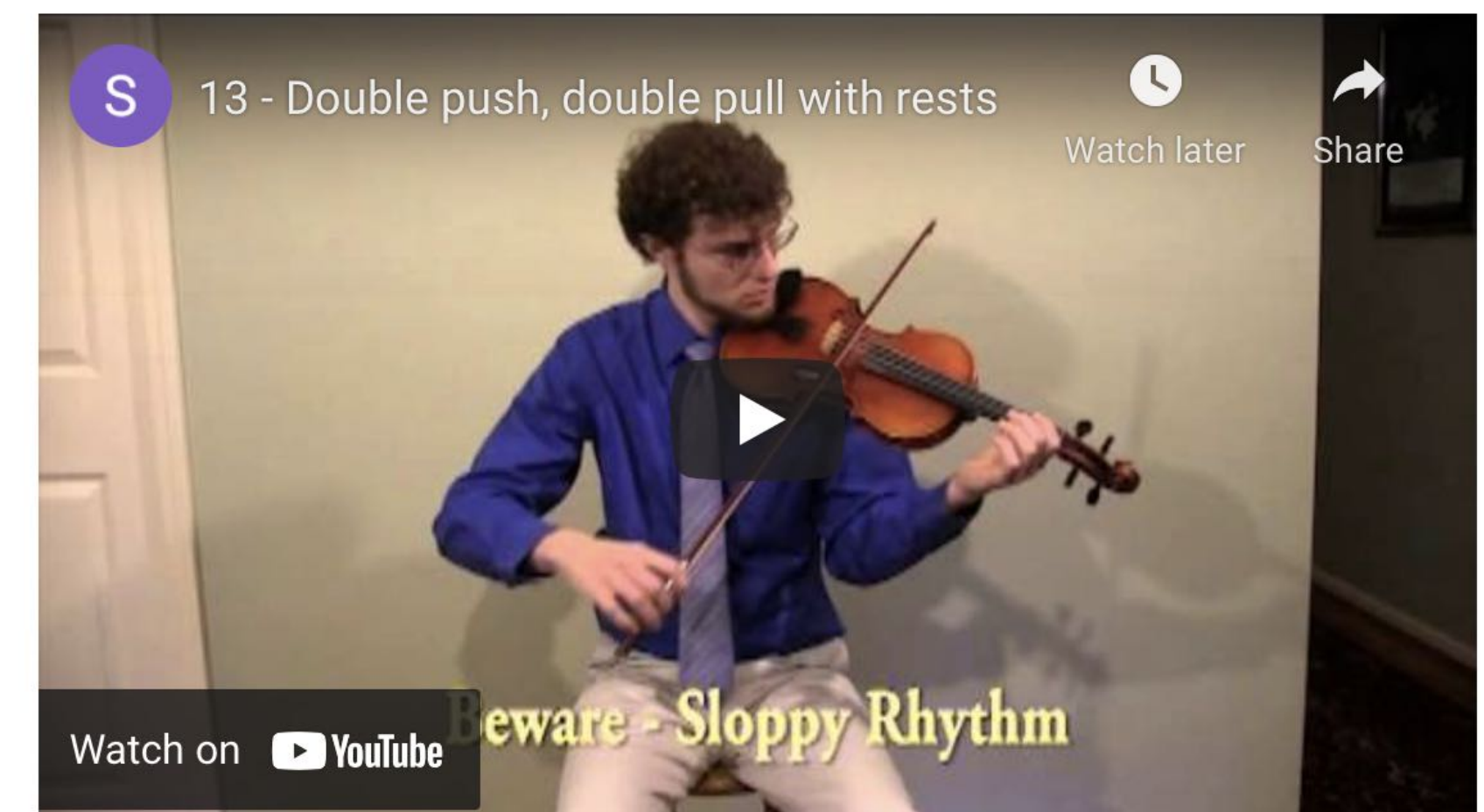

StringSkills.com

By Gabriel Villasurda

- LOTS OF REALLY GREAT RESOURCES!
- **Fun songs for early learners**
 - <https://stringskills.com/380-2/>
- **Unison pieces in multiple keys**
 - <http://stringskills.com/tunes-in-multiple-keys/>
- **Crucial bowing with video examples**
 - <https://stringskills.com/crucial-bowings/>



13 – Double push, double pull



Home on the Range

Violin

Violin score for the song "Home on the Range". The score is written in treble clef, key of D major (one sharp), and 3/4 time. It consists of three staves of music.

Staff 1 (Measures 1-5): The first staff begins with a treble clef, a key signature of one sharp (F#), and a 3/4 time signature. The melody starts on a whole note D4, followed by a half note E4 and a quarter note F#4. The second measure contains a half note G4 and a quarter note A4. The third measure has a half note B4 and a quarter note C5. The fourth measure features a half note D5 and a quarter note E5. The fifth measure contains a half note F#5 and a quarter note G5. Above the staff, a "V" is written above the first measure, and a "4" is written above the fifth measure.

Staff 2 (Measures 6-10): The second staff begins with a measure number "6" above the first measure. The melody continues with a half note D5 and a quarter note E5. The second measure has a half note F#5 and a quarter note G5. The third measure contains a half note A5 and a quarter note B5. The fourth measure features a half note C6 and a quarter note D6. The fifth measure has a half note E6 and a quarter note F#6. Above the staff, a "V" is written above the fifth measure. Below the staff, a "4" is written under the fourth measure.

Staff 3 (Measures 11-15): The third staff begins with a measure number "13" above the first measure. The melody continues with a half note D6 and a quarter note E6. The second measure has a half note F#6 and a quarter note G6. The third measure contains a half note A6 and a quarter note B6. The fourth measure features a half note C7 and a quarter note D7. The fifth measure has a half note E7 and a quarter note F#7. Above the staff, a comma is written above the fifth measure. Below the staff, a "4" is written under the fourth measure.

Sightreading

- Resources for sightreading
 - *Habits of a Successful String Musician* (Chris Selby)
 - 130+ sightreading examples
- Include short sightreading excerpts as a part of your daily or weekly routine
 - Choose level by key, meter, etc.
 - Easy to put up three lines (treble, alto, bass clef)

VIII Sight-Reading by Level

A. Quarter Notes and Rests; Eighth Notes

260.




261.



B. Ties, Dotted Quarter Notes and Eighth Rests

270.



271.



272.



C. Syncopation

284.



285.



286.

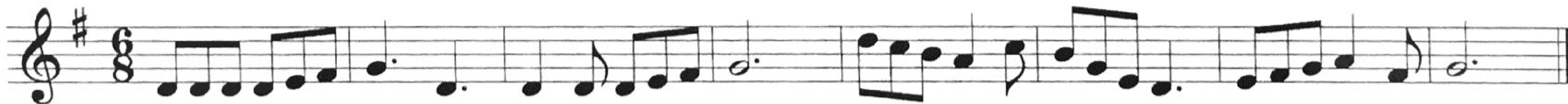


287.



D. Intermediate Triple Meter

298.



299.



300.



OrchestraTeacher.net

Website, YouTube Channel, Podcast

OrchestraTeacher.net

Ideas and resources for the 21st century string/orchestra classroom



FOLLOW:



ORCHESTRATEACHER.NET BLOG

GET THE LATEST NEWS AND UPDATES...

✉ Stay in touch by [subscribing to this site](#) to get notified via email when there are updates. You can unsubscribe at any time.

Also, check out the [YouTube channel](#) and [podcast](#)!

THE ORCHESTRA TEACHER PODCAST



CONFERENCE RECAP / PODCAST DECEMBER 19, 2021

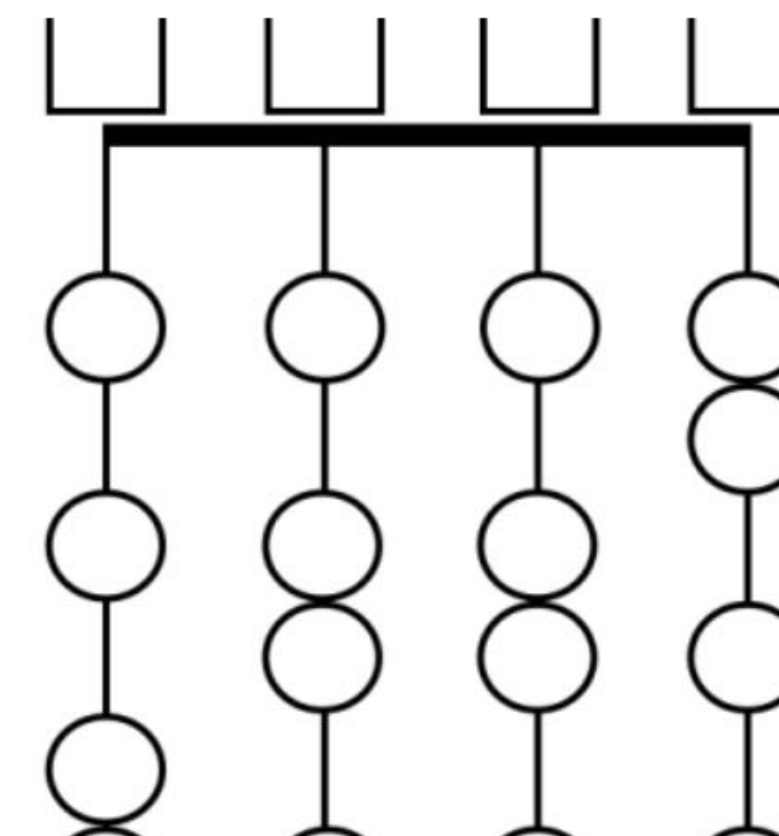
D Major



The key of D Major has 2 sharps: F# and C#.

Finger patterns used:

G string: _____ D string: _____



LEFT HAND / MUSIC THEORY / PEDAGOGY / TEACHING STRATEGIES

Simple Tunes with fun accompaniment

D String Rock (under “Tunes & Tracks”)



Sightreading Factory Demo

<https://www.sightreadingfactory.com>

Sign up with Hal Leonard for more information

- No spam!
- You can unsubscribe at any time



Special Thanks!



Contact Us!

charleslaux1@gmail.com



david.eccles@lovet.org

@charleslaux



@eccello

/charleslaux



/eccello

Slides and more available at:

www.OrchestraTeacher.net

